

i DISPLAY
Interactive Digital Displays

i View Security cable

Assembly Instructions

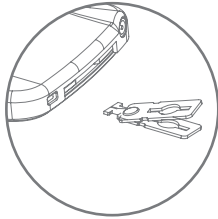
i View Security cable Assembly Instructions

Components

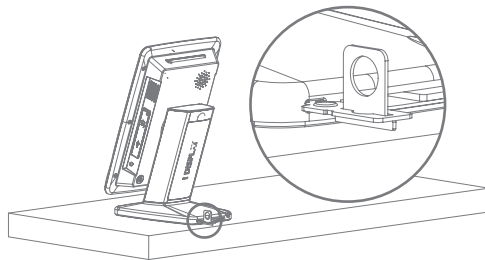
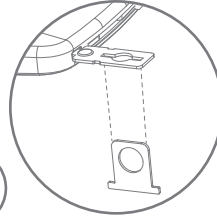
- Screwdriver
- Hexagon wrench



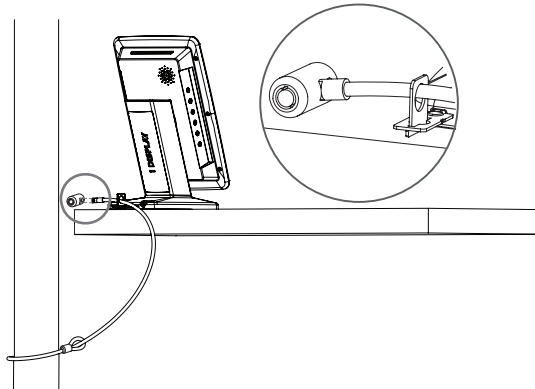
1. Insert locking clip into the designated slot located at the back of the stand



2. push the pin through the clip



3. Place iView / iMenu on top of the display surface



4. Insert the security cable through the slot and lock the cable

For further information or support, please contact: support_iView@i-display.com